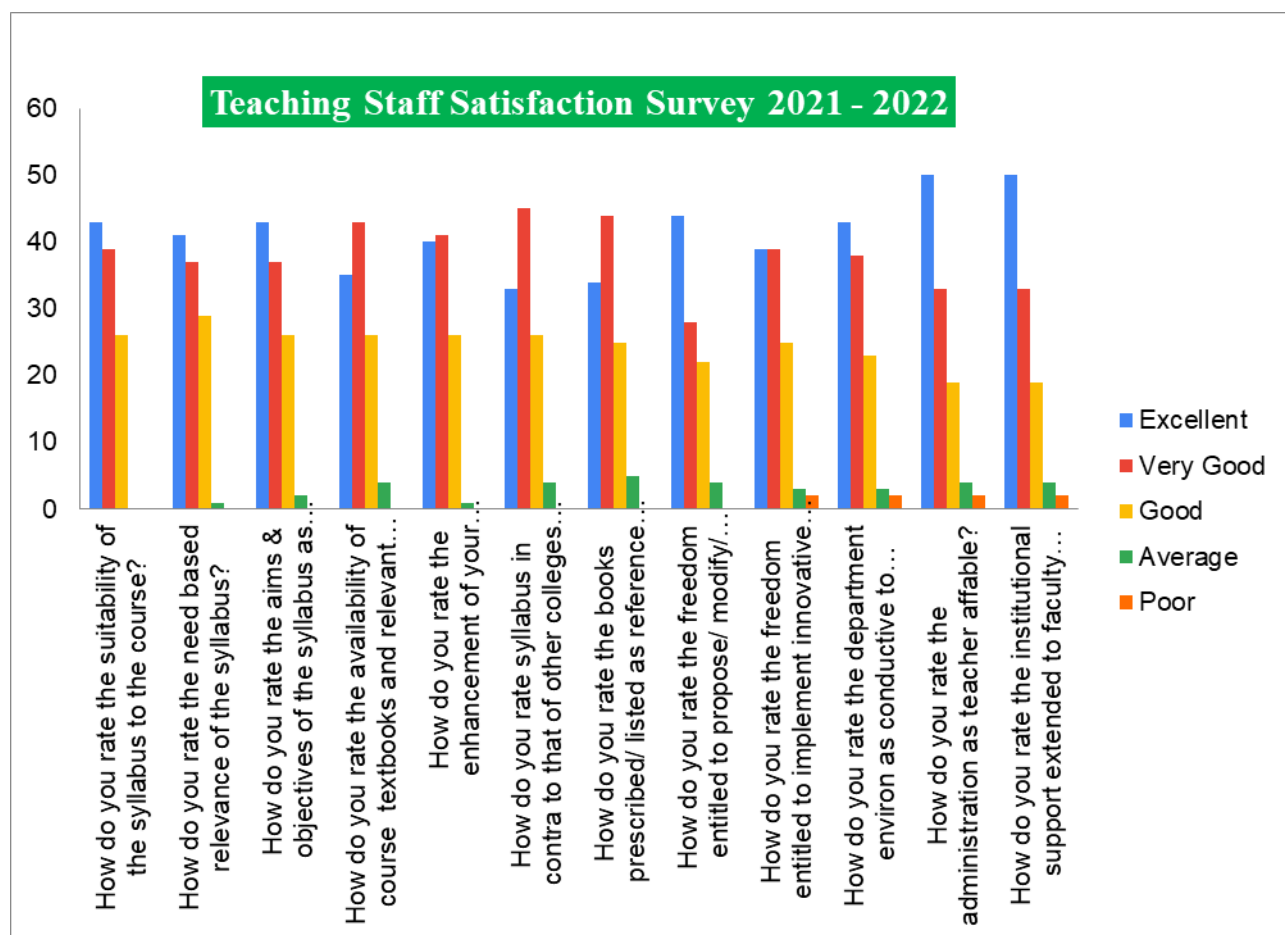


Kunthavai Naachiyar Govt.Arts College for Women, Thanjavur
(NAAC Re-Accredited by Grade 'B')

Teaching Staff Feed Back - Academic Year 2021 – 2022



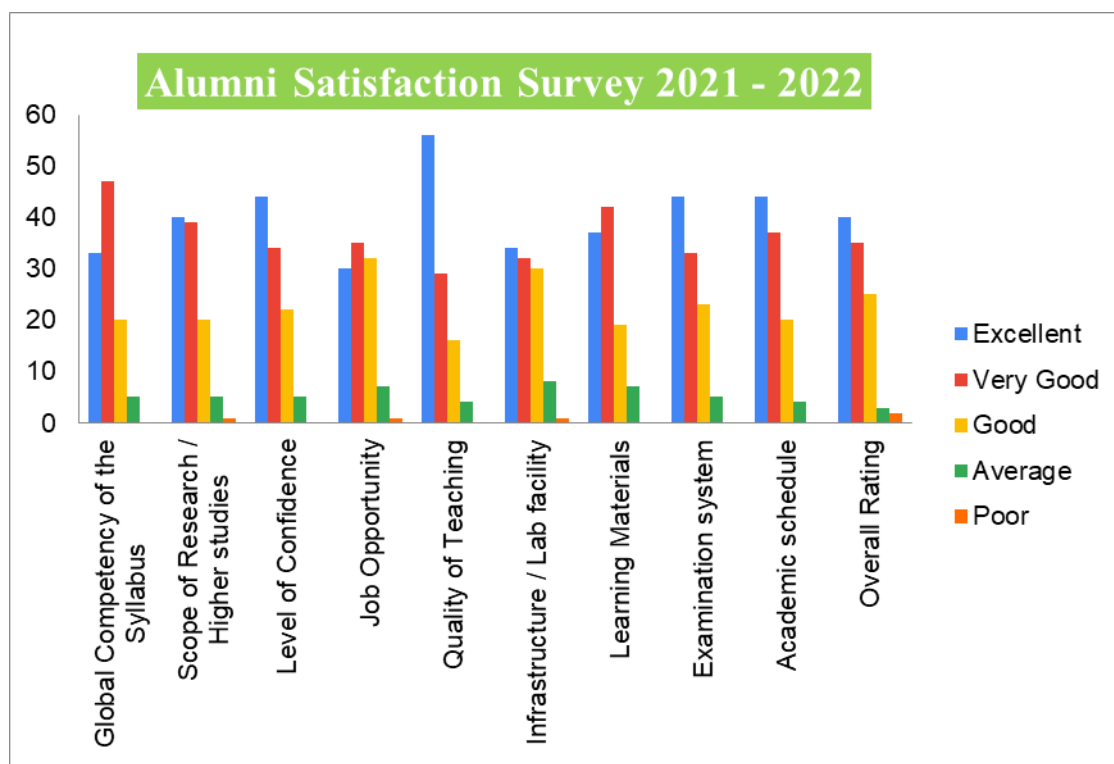
Survey between 22nd June to 11th November, 2022

Total Participants: 108

Teaching Staff Feed Back- Academic Year 2021 - 2022

	Excellent	Very Good	Good	Average	Poor
How do you rate the suitability of the syllabus to the course?	43	39	26	0	0
How do you rate the need based relevance of the syllabus?	41	37	29	1	0
How do you rate the aims & objectives of the syllabus as well defined?	43	37	26	2	0
How do you rate the availability of course textbooks and relevant materials in the library/ online e-library?	35	43	26	4	0
How do you rate the enhancement of your knowledge and perspective in the subject domain by the course/ syllabus?	40	41	26	1	0
How do you rate syllabus in contra to that of other colleges in the neighbourhood?	33	45	26	4	0
How do you rate the books prescribed/ listed as reference materials as relevant/updated and appropriate?	34	44	25	5	0
How do you rate the freedom entitled to propose/ modify/ suggest and incorporate new ideas/ syllabi in the curriculum?	44	28	22	4	0
How do you rate the freedom entitled to implement innovative teaching methodologies?	39	39	25	3	2
How do you rate the department environas conducive to teaching and research?	43	38	23	3	2
How do you rate the administration as a teacher affable?	50	33	19	4	2
How do you rate the institutional support extended to faculty members for upgrading their expertise and qualification?	50	33	19	4	2

Alumni Feedback & Assessment - Academic Year 2021 – 2022



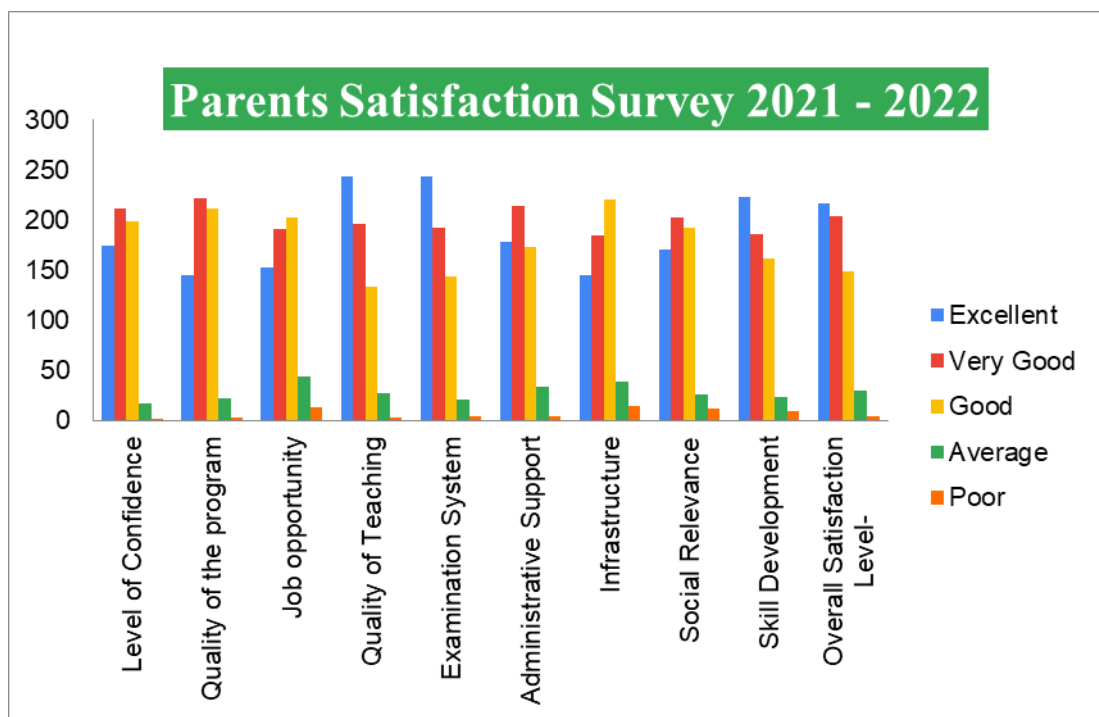
Survey between 22nd June to 1st July, 2022

Total Participants: 105

Alumni Feedback & Assessment - Academic Year 2021 – 2022

	Excellent	Very Good	Good	Average	Poor
Global Competency of the Syllabus	33	47	20	5	0
Scope of Research / Higher studies	40	39	20	5	1
Level of Confidence	44	34	22	5	0
Job Opportunity	30	35	32	7	1
Quality of Teaching	56	29	16	4	0
Infrastructure / Lab facility	34	32	30	8	1
Learning Materials	37	42	19	7	0
Examination system	44	33	23	5	0
Academic schedule	44	37	20	4	0
Overall Rating	40	35	25	3	2

Parents Feedback & Assessment - Academic Year 2021 - 2022



Survey held on 22.06.2022

Total parents participated: 602

Parents Feedback & Assessment - Academic Year 2021 - 2022

	Excellent	Very Good	Good	Average	Poor
Level of Confidence	174	211	199	17	1
Quality of the program	145	222	211	22	2
Job opportunity	152	191	202	44	13
Quality of Teaching	243	196	133	27	3
Examination System	243	192	143	20	4
Administrative Support	178	214	173	33	4
Infrastructure	145	184	220	39	14
Social Relevance	170	203	192	25	12
Skill Development	223	186	161	23	9
Overall Satisfaction Level	216	204	148	30	4